

NAME: Fort Lewis College

Due Date: October 08, 2018

Ln





CORE Code: 4407
 Institution No.: GSA

Format 070

Fee-For-Service Contracts (System Level Only)¹

NAME: Fort Lewis College

Due Date: October 08, 2018

Ln No	Object	Ln No	2017-18 Actual	2018-19 Estimate
1	Contracts:	1		
2	Educational services in rural areas or communities in which the cost of delivering the educational services is not sustained by the amount received in student tuition	2	-	-
3	Reciprocal	3	-	-
4	Graduate school services	4	-	-
5	Economic development	5	-	-
6	Specialized educational services and professional degrees, including but not limited to the areas of dentistry medicine, veterinary medicine, nursing, law, forestry, and engineering.	6	-	-
7		7		
8		8		
9		9		
10		10		
11		11		
12	Total	12	8,575,861	9,879,147

¹This is not needed by institution, but only in total for the system.

Institution No.: GSA

Format 40

NAME: Fort Lewis College

Due Date: October 08, 2018

COURSE LEVEL	2017-18 Actual FTE STUDENTS	FTE FACULTY	S/F RATIO	
Vocational		-	-	#DIV/0!
Lower Level		1,027	1517.	

TOTAL TUITION REVENUE and STUDENT FTE

NAME: Fort Lewis College

Due Date: October 08, 2018

Ln			Ln	2017-18	
No	Object	CORE Revenue Source Code (RSC):	No	FTE	Actual
1	SUMMER		1		
2	Resident	Graduate (4801)	2	0.58	13,137
3		Undergraduate (4802)	3	57.57	605,390
4	Nonresident	Graduate (4901)	4	0.25	19,402
5		Undergraduate (4902)	5	52.33	1,209,868
6	Subtotal Summer		6	110.73	1,847,797
7	FALL		7		
8	Resident	Graduate (4801)	8	4.25	34,374
9		Undergraduate (4802)	9	749.37	6,695,756
10	Nonresident	Graduate (4901)	10	6.50	51,561
11		Undergraduate (4902)	11	746.47	13,670,396
12	Subtotal Fall		12	1,506.59	20,452,087
13	WINTER		13		
14	Resident	Graduate (4801)	14		-
15		Undergraduate (4802)	15		-
16	Nonresident	Graduate (4901)	16		-
17		Undergraduate (4902)	17		-
18	Subtotal Winter		18	-	-
19	SPRING		19		
20	Resident	Graduate (4801)	20	3.75	29,420
21		Undergraduate (4802)	21	671.90	



Institution No.: GSA

APPROPRIATED EDUCATION & GENERAL REVENUE (Other than Tuition) (Function Code 1100)¹

Format 410

NAME: Fort Lewis College



Due Date: October 08, 2018



Ln No	Object	Ln No	2017-18 Actual	2018-19 Estimate
1	Appropriated Academic Fees (RSC 5002) ²	1	Report in Format 411	Report in Format 411
2		2	0	0
3	Amendment 50 Moneys (Transfer Code 900T) ³	3	Report in Format 411	Report in Format 411
4	Tobacco Settlement Moneys	4		
5	DOLA Local Govt Mineral Impact Fund	5		
6		6		
7		7		
8		8		
9		9		
10		10		
11		11		
12		12		
13		13		
14		14		
15		15		
16		16		
17		17		
18		18		
19		19		
20	TOTAL OTHER APPROPRIATED E & G REVENUES	20	-	-

¹ Tuition revenue is reported on Format 100

² Pursuant to HB11-1301, fees are no longer appropriated beginning in FY 2011-12. This category will be reported on Format 411 beginning in FY 2011-12.

³ Beginning FY 14-15 Amendment 50 Moneys were appropriated as Informational, so they will now be reported on Format 411. These Revenues were reported in a unique revenue code (EAT1) in COFRS, however, they are now reported as **part of** transfer code 900T in CORE. There may be other revenues also reported in 900T. Only the Limited Gaming funds should be reported on this line.





Institution No.: GSA

Format 1100

NAME: Fort Lewis College

Due Date: October 08, 2018

[REDACTED]

[REDACTED]

[REDACTED]

[REDACTED]

[REDACTED]

[REDACTED]

[REDACTED]

[REDACTED]

[REDACTED]

[REDACTED]

[REDACTED]

NAME:

[Redacted]

[Redacted]

[Redacted]

[Redacted]

[Redacted]

[Redacted]


[Redacted]

[Redacted]

[Redacted]

[Redacted]

NAME: Fort Lewis College



NAME: Fort Lewis College

Due Date: October 08, 2018

Ln No	Object	Ln No	FTE	2017-18 Actual	FTE	2018-19 Estimate
1	DO NOT DELETE ROWS 1-5	1				
2	DO NOT DELETE ROWS 1-5	2				
3	DO NOT DELETE ROWS 1-5	3				
4	DO NOT DELETE ROWS 1-5	4				
5	DO NOT DELETE ROWS 1-5	5				
6	Salaries, Non-Classified Staff	6	4.66	355,956	3.40	259,816
7	Benefits, Non-Classified Staff	7		106,693		85,740
8	Subtotal, Non-Classified Staff	8	4.66	462,649	3.40	345,556
9		9				
10		10				
11	Salaries, Classified Staff	11	33.20	1,391,081	33.24	1,100,898
12	Benefits, Classified Staff	12		424,684		357,644
13	Subtotal Classified Staff	13	33.20	1,815,765	33.24	1,458,542
14		14				
15	Total Personnel	15	37.86	2,278,414	36.64	1,804,098
16		16				
17	Hourly Compensation	17		20,738		53,753
18		18				
19	Travel	19		1,759		4,850

Institution No.: GSA

Format 1800

EDUCATION & GENERAL - SCHOLARSHIPS & FELLOWSHIPS

NAME: Fort Lewis College

Due Date: October 08, 2018

Ln No	Object	Ln No	2017-18 Actual	2018-19 Estimate
1	Scholarships and Fellowships	1	6,725,245	6,727,481
2		2		
3		3		
4		4		
5		5		
6		6		
7		7		
8		8		
9		9		
10		10		
11		11		
12		12		
13		13		
14		14		
15		15		
16		16		
17		17		
18		18		
19		19		
20		20		
21		21		
22		22		
23		23		
24		24		
25	TOTAL EDUCATION & GENERAL SCHOLARSHIPS & FELLOWSHIPS	25	6,725,245	6,727,481

Scholarship allowance information can be found on the institution's audited financial statements or in the state's accounting system (CORE). The actual institutional funds devoted to student financial aid are

